



Since 1898

HARRIS
WOOD®



Product Collection



www.harriswoodfloors.com



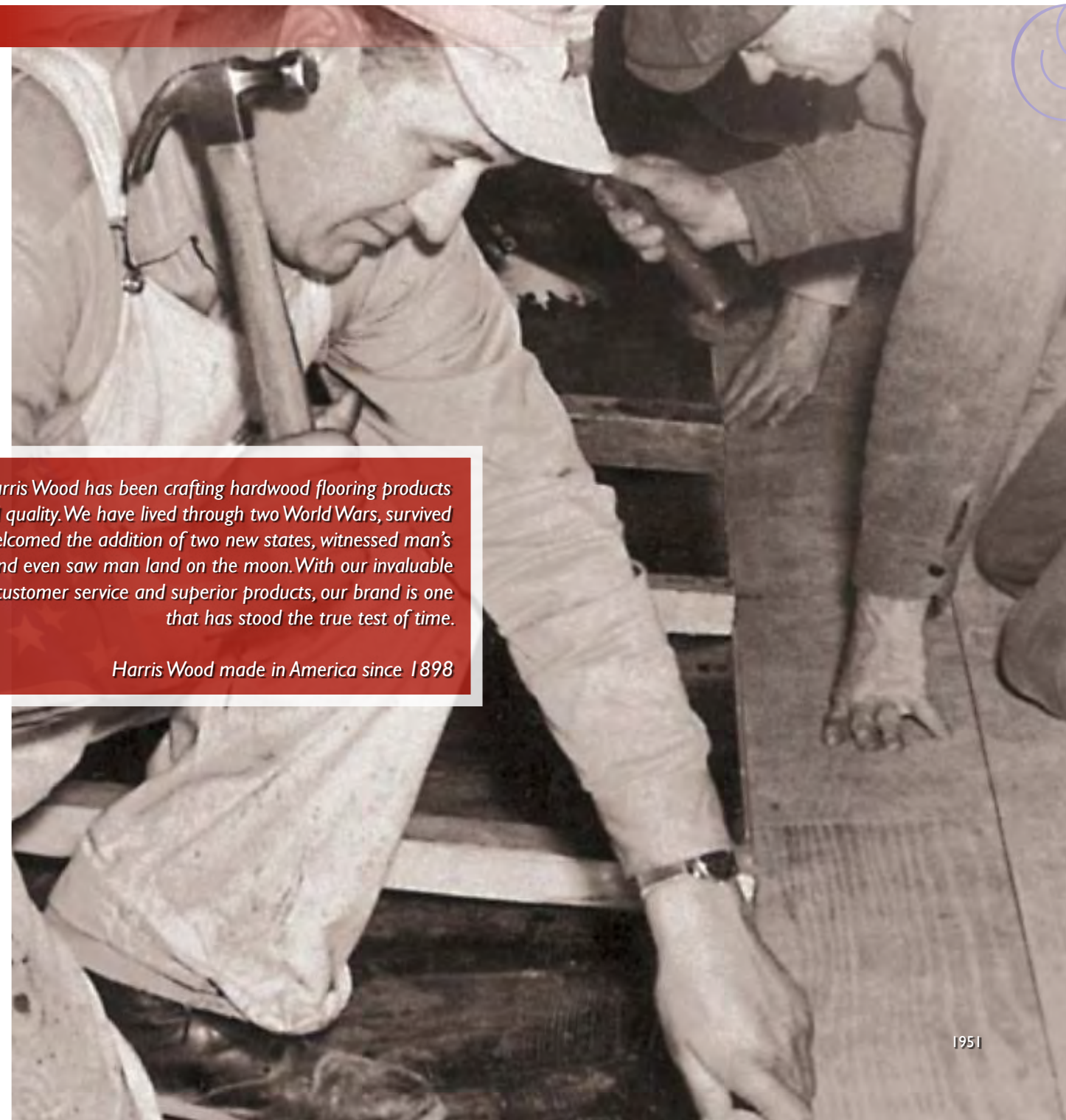
1898

For 115 years Harris Wood has been crafting hardwood flooring products of exceptional quality. We have lived through two World Wars, survived two recessions, welcomed the addition of two new states, witnessed man's first flight and even saw man land on the moon. With our invaluable commitment to customer service and superior products, our brand is one that has stood the true test of time.

Harris Wood made in America since 1898



1922



1951


Table of Contents

FEATURES



2

- The Ease of Living with Engineered Floors**
7 Reasons to Choose Harris Wood Engineered Floors



21


- Engineered Wood Floors – the Hard Facts**
What Characteristics to Look for in Engineered Floors

- Project Planning**
Pre-Installation Planning
Suggested Tools & Materials
Moldings – the Finishing Touch

- Care & Maintenance**
Day-to-Day Care and Preventative Maintenance


- Wood Floors. Naturally.**
Harris Wood floors – One of the Most Environmentally Sound Flooring Options Available Today

COLLECTIONS




6-7

- Traditions SpringLoc®**
SpringLoc® Today
Traditions Engineered
Harris ONE
Trailhouse Hickory
Highlands
Aspen
Product Details



10

 As an American-owned company, Harris Wood proudly states that all of the wood items in this catalog carry the "Made in the USA" seal.

HarrisWood®, FinishLoc® and SpringLoc® are registered trademarks of Q.E.P. Co., Inc. The Made in USA Brand Certification Mark® logo is a registered trademark of Made in the USA brand, LLC

Product photographs and color shown herein are rendered as accurately as printing processes permit. While we have made every attempt to accurately portray each product, Harris Wood disclaims any liability for variations in photographic accuracy or color as compared to the actual product.



EASY LIVING WITH ENGINEERED WOOD FLOORS

7 REASONS TO CHOOSE HARRIS WOOD ENGINEERED FLOORS

- ▶ Aesthetically pleasing
- ▶ Environmentally friendly
- ▶ Hypo-allergenic
- ▶ Low maintenance
- ▶ Easy to install
- ▶ Economical
- ▶ Made in the USA since 1898

DECIDING FACTORS OF ENGINEERED WOOD

If you have children or pets, a surface textured floor may be the perfect choice. Any aging added to a hand-scraped or distressed floor will only enhance its appearance.

HE1003
Red Oak Bridle

EASY ON THE EYES

There's nothing like a quality wood floor to add that something extra to the atmosphere, whether it's for your home, a rustic wood cabin, a yoga studio or a trendy pad in the city. Surely we don't have to convince you, since you picked up this publication... Tempting as it may be, let's not base our decision on aesthetics alone. When you weigh in the environment, health benefits, ease of maintenance, durability and cost, Harris Wood engineered wood floors are one of the best investments you can make.

EASY TO LIVE WITH

The subtle warmth, tranquility and earthy character wood floors bring to any environment is a stark contrast to other flooring alternatives on the market (stone, marble, tile, laminate, linoleum, synthetic carpet, etc.) As opposed to most of these other choices, wood is a natural and renewable resource. However, we are not

“only” environmentally friendly on a large scale, but on a small scale as well – Harris Wood's engineered wood floors are an excellent hypo-allergenic choice for your home. Carpet notoriously collects and traps allergens, dirt and dust, which can cause respiratory problems. Carpeting is almost impossible to clean. Trying to get dirt and grime out of the cracks and crevices in tile grout can be pointless. Wood, on the other hand, doesn't collect as much dirt to start with and is easily cleaned off with a broom, vacuum and/or an approved floor cleaner.

EASY INSTALLATION & MAINTENANCE

Wood floors are timeless, easy to install and effortless to maintain. With the easy Tongue & Groove installation method and our patented SpringLoc® system practically anyone could install a Harris Wood engineered wood floor.

With our unique FinishLoc® system (seven

layers of aluminum oxide enhanced coating, sanded and UV cured), our floors are easy to maintain. Increased abrasion and stain resistance protect the floor's luster and enhances enjoyment for years to come.

A good quality engineered wood floor, like any found in Harris Wood's product collection, could last anywhere from 25 to 100 years, and we have warranties in place to back this up – 25 years to “lifetime”, depending on the collection.

EASY ON THE WALLET



Compared to other flooring choices, engineered floors last a long time – they don't become outdated quickly like carpet or tile. Wear over the years only

adds to the character of wood. Laminate, linoleum or carpet truly doesn't stack up to a beautiful wood floor when it comes to the resale value of a home.

Over its lifetime, you get your money's worth. We might also add that Harris Wood engineered wood floors are surprisingly affordable.

But we're not only doing our part for your wallet, but for the country as a whole – we're an American owned company, employing over 500 people in the U.S. and all of the products in this catalog are made right here in the states.

Whether it be for aesthetic, environmental, health, simplicity, durability or cost reasons (or all of the above), customers have been choosing Harris Wood products since 1898, which is illustrated by the fact that we're still here, serving you.

While Engineered Wood* is still 100% real hardwood, the composition is quite different from solid wood. Harris Engineered Wood is a “5-ply” system, where layers of wood are glued together cross dimensionally.

This multiple layer structure gives engineered wood superior stability, far greater than a solid wood, which reduces concerns associated with shrinking and expanding with temperature and humidity changes. Engineered wood can also be installed on concrete and below grade.

For do-it-yourselfers to the professional installer and from basements to upper floors, Harris Wood has a floor to fit any application in your home.

SELECTING THE RIGHT FLOOR

Choosing the right color for your hardwood floor can seem challenging and almost intimidating. Here are a few helpful tips to consider when you are faced with this obstacle. While lighter toned woods provide timeless look, a dark wood floor exudes a feeling of luxury and comfort. While darker

colors tend to show wear patterns more prominently than lighter floors, our unique finish system, FinishLoc®, keeps our finishes scuff and stain resistant, while maintaining their luster. Before making your decision, always think about the size of the room where the flooring is to be installed. Small enclosed spaces work better with a light or medium toned flooring. This helps open the space and make it appear larger. Large open spaces can work with just about any tone or color. Another good tip to always keep in mind is that paint color can be changed easily unlike an investment of a hardwood floor. It is always a good idea to make your decision about your flooring first, then find the perfect wall and accent color.

If you have children or pets, a floor with more visible graining or surface texturing may be the perfect choice. Any aging added to a hand-scraped or distressed floor will only enhance its appearance.

Installation Methods

If you're installing yourself, you might wonder which option is for you – floating, glue or nail installation method?

FLOATING: This is a great option for any DIY'er. Floating an engineered wood floor provides the opportunity for easy removal and replacement if an unexpected event occurs. This type of installation also allows installation over various types of subfloors where you cannot glue or nail/staple (particle board, ceramic tile etc.).

GLUE: A full spread glue floor provides a “sound” installation. The flooring is permanently secured to the subfloor.

NAIL/STAPLE: This method also provides a sound installation, the flooring is permanently secured to the subfloor.

Nail/staple and glue down installations are often completed by a professional.

Installation Systems

Tongue & Groove
TONGUE & GROOVE: This versatile system offers a variety of installation options including: floating, full spread glue, nail and staple. Look for the “T&G” icon on the *Traditions Engineered*,

Harris ONE, Trailhouse Hickory, Aspen and Highlands collections for the Tongue and Groove installation system.



SpringLoc® installation system on Harris Wood's *Traditions SpringLoc®* and *SpringLoc® Today* collections.

SPRINGLOC®: This patented locking system requires no glue or nails. SpringLoc® can be installed over most flat, secure and sound subfloors. Simply look for the “SL” icon for the



*The Engineered information stated in this catalog applies to Harris Wood – some engineered items use HDF core, some are 3 ply etc.





HE2530HK48
Vintage Hickory Natural

Description: Smooth Surface 5-Ply Glueless Locking Engineered Planks w/ 5G Valinge Locking System†

Finish Type: FinishLoc®

Plank Size: 4-3/4" Width x 3/8" Thick x 12" to 46-1/4", Random Lengths

Residential Finish & Structural Warranty: Lifetime



HE2522MP48
Vintage Maple Cappuccino



HE2550WN48
Walnut Natural Glaze



User friendly installation


See product details p. 16-18



HE2531HK48
Vintage Hickory Caramel



HE2610
Birch Wheat



HE2611
Birch Rum

Description: Surface Textured Engineered Planks
w/ 5G Valinge Locking System†
Finish Type: FinishLoc®
Plank Size: 4-3/4" width x 3/8" thick x 12" to 46-1/4", Random
Lengths
Residential Finish & Structural Warranty: Lifetime



HE2624
Vintage Hickory Sterling Grey

Easily installed styles & trends of today's market



See product details p. 16-18




HE2621
Vintage Hickory Golden Palomino

Traditions Engineered



HE2084
Rustic Pecan Classic



HE2102AC50
American Cherry Sagebrush



Traditional beauty at its best



HE2091MP50
Vintage Maple Natural



Designed with quality & style for the competitive builder market
or the cost conscious consumer



See product details p. 16-18

Description: Smooth Surface Engineered Planks w/ Tongue & Groove
Finish Type: Aluminum Oxide
5" Width Plank Size: 5" width x 3/8" thick x 12" to 46-1/4", Random Lengths
3" Width Plank Size: 3" width x 3/8" thick x 12" to 46-1/4", Random Lengths
Residential Finish Warranty: 25 Years
Structural Warranty: Lifetime



HE1000
Red Oak Natural

HE1001
Red Oak Colonial

Harris ONE



HE2303HK50
Hickory Bridle

Description: Textured Surface Engineered Planks w/ Tongue & Groove
Finish Type: FinishLoc®
3", 5" and 7" Mixed Width Plank Size: 7", 5" and 3" widths x 3/8" thick, 12" to 46-1/4", Random Lengths
5" Width Plank Size: 5" width x 3/8" thick x 12" to 46-1/4", Random Lengths
Residential Finish & Structural Warranty: Lifetime



HE2305
Hickory Sterling Grey



HE2301HKMW
Hickory Rawhide



A rustic, heavily worn floor with unique Western-inspired textures & natural color variations of Hickory



See product details p. 16-18



HE2302HK50
Hickory Golden Palomino




HE2360
Maple Saddle



HE2351
Hickory Bronzed Sienna

Description: Surface Textured Engineered Planks w/Tongue & Groove
Finish Type: FinishLoc®
3", 5" and 7" Mixed Width Plank Size: 7", 5" and 3" widths x 3/8" thick, 12" to 46-1/4", Random Lengths
Residential Finish & Structural Warranty: Lifetime



A subtly rustic flooring, featuring a gentle time-worn scraped appearance that accents all of the wood's natural character

See product details p. 16-18

HE2362
Maple Umber



HE2350
Hickory Saddle



HE2330
Vintage Hickory Silverdale



HE2331
Vintage Hickory Roaring Fork





HE2332
Maple Snowcap

See product details p. 16–18

Reminiscent of old whitewashed oiled floors this collection exhibits a timeless, worn appeal that will lend a sense of authenticity and calmness to any setting




























Description: Smooth Surface Engineered Planks w/ Tongue & Groove
Finish Type: FinishLoc®
Plank Size: 5" width x 3/8" thick x 12" to 46-1/4", Random Lengths
Residential Finish & Structural Warranty: Lifetime






























HE2333
Walnut Alpine



PRODUCT DETAILS


Swatch	Collection	Species	Color	Item	Width	Thickness	Sq. Feet Per Carton	Side & End Treatment	Gloss	Radiant Heat?	Catalog Page
	Traditions SpringLoc®	Red Oak	Natural	HE2500OK48	4-3/4"	3/8"	33	Micro-Beveled	Satin	Yes	4-5
	Traditions SpringLoc®	Red Oak	ButterscotchSL	HE2501OK48	4-3/4"	3/8"	33	Micro-Beveled	Satin	Yes	4-5
	Traditions SpringLoc®	Red Oak	Dark Gunstock	HE2502OK48	4-3/4"	3/8"	33	Micro-Beveled	Satin	Yes	4-5
	Traditions SpringLoc®	Red Oak	BrandySL	HE2503OK48	4-3/4"	3/8"	33	Micro-Beveled	Satin	Yes	4-5
	Traditions SpringLoc®	Red Oak	Colonial	HE2504OK48	4-3/4"	3/8"	33	Micro-Beveled	Satin	Yes	4-5
	Traditions SpringLoc®	Red Oak	Bridle	HE2505OK48	4-3/4"	3/8"	33	Micro-Beveled	Satin	Yes	4-5
	Traditions SpringLoc®	Red Oak	Sterling Grey	HE2506OK48	4-3/4"	3/8"	33	Micro-Beveled	Satin	Yes	4-5
	Traditions SpringLoc®	*Vintage Hickory	Natural	HE2530HK48	4-3/4"	3/8"	33	Micro-Beveled	Satin	No	4-5
	Traditions SpringLoc®	*Vintage Hickory	Caramel	HE2531HK48	4-3/4"	3/8"	33	Micro-Beveled	Satin	No	4-5
	Traditions SpringLoc®	*Vintage Hickory	Cappuccino	HE2532HK48	4-3/4"	3/8"	33	Micro-Beveled	Satin	No	4-5
	Traditions SpringLoc®	*Vintage Maple	Natural	HE2520MP48	4-3/4"	3/8"	33	Micro-Beveled	Satin	No	4-5
	Traditions SpringLoc®	*Vintage Maple	Caramel	HE2521MP48	4-3/4"	3/8"	33	Micro-Beveled	Satin	No	4-5
	Traditions SpringLoc®	*Vintage Maple	Cappuccino	HE2522MP48	4-3/4"	3/8"	33	Micro-Beveled	Satin	No	4-5
	Traditions SpringLoc®	American Cherry	Natural	HE2540AC48	4-3/4"	3/8"	33	Micro-Beveled	Satin	Yes	4-5
	Traditions SpringLoc®	Walnut	Natural Glaze	HE2550VN48	4-3/4"	3/8"	33	Micro-Beveled	Satin	Yes	4-5
	SpringLoc® Today	Yellow Birch	Wheat	HE2610	4-3/4"	3/8"	33	Sculpted Bevels	Matte	No	6-7
	SpringLoc® Today	Yellow Birch	Rum	HE2611	4-3/4"	3/8"	33	Sculpted Bevels	Matte	No	6-7
	SpringLoc® Today	Yellow Birch	Sable	HE2612	4-3/4"	3/8"	33	Sculpted Bevels	Matte	No	6-7
	SpringLoc® Today	*Vintage Hickory	Caramel	HE2600	4-3/4"	3/8"	33	Sculpted Bevels	Matte	No	6-7
	SpringLoc® Today	*Vintage Hickory	Mustang Brown	HE2601	4-3/4"	3/8"	33	Sculpted Bevels	Matte	No	6-7
	SpringLoc® Today	*Vintage Hickory	Dark Cognac	HE2602	4-3/4"	3/8"	33	Sculpted Bevels	Matte	No	6-7
	SpringLoc® Today	*Vintage Hickory	Golden Palomino	HE2621	4-3/4"	3/8"	33	Sculpted Bevels	Matte	No	6-7
	SpringLoc® Today	*Vintage Hickory	Bridle	HE2622	4-3/4"	3/8"	33	Sculpted Bevels	Matte	No	6-7
	SpringLoc® Today	*Vintage Hickory	Sterling Grey	HE2624	4-3/4"	3/8"	33	Sculpted Bevels	Matte	No	6-7
	Harris ONE	Red Oak	Natural	HE1000	5"	3/8"	34	Micro-Beveled	Satin	Yes	9
	Harris ONE	Red Oak	Colonial	HE1001	5"	3/8"	34	Micro-Beveled	Satin	Yes	9
	Harris ONE	Red Oak	Dark Gunstock	HE1002	5"	3/8"	34	Micro-Beveled	Satin	Yes	9

PRODUCT DETAILS (continued)

Swatch	Collection	Species	Color	Item	Width	Thickness	Sq. Feet Per Carton	Side & End Treatment	Gloss	Radiant Heat?	Catalog Page
	Harris ONE	Red Oak	Bridle	HE1003	5"	3/8"	34	Micro-Beveled	Satin	Yes	9
	Harris ONE	Red Oak	Natural	HE1030	3"	3/8"	29.5	Micro-Beveled	Satin	Yes	9
	Harris ONE	Red Oak	Colonial	HE1031	3"	3/8"	29.5	Micro-Beveled	Satin	Yes	9
	Harris ONE	Red Oak	Dark Gunstock	HE1032	3"	3/8"	29.5	Micro-Beveled	Satin	Yes	9
	Harris ONE	Red Oak	Bridle	HE1033	3"	3/8"	29.5	Micro-Beveled	Satin	Yes	9
	Harris ONE	*Vintage Hickory	Natural	HE1200	5"	3/8"	34	Micro-Beveled	Satin	No	9
	Harris ONE	*Vintage Hickory	Caramel	HE1201	5"	3/8"	34	Micro-Beveled	Satin	No	9
	Traditions Engineered	Red Oak	Natural	HE2061OK30	3"	3/8"	29.5	Beveled	Semi-Gloss	Yes	8
	Traditions Engineered	Red Oak	Natural	HE2061OK50	5"	3/8"	34	Beveled	Semi-Gloss	Yes	8
	Traditions Engineered	Red Oak	Butterscotch	HE2062OK30	3"	3/8"	29.5	Beveled	Semi-Gloss	Yes	8
	Traditions Engineered	Red Oak	Butterscotch	HE2062OK50	5"	3/8"	34	Beveled	Semi-Gloss	Yes	8
	Traditions Engineered	Red Oak	Gunstock	HE2063OK30	3"	3/8"	29.5	Beveled	Semi-Gloss	Yes	8
	Traditions Engineered	Red Oak	Gunstock	HE2063OK50	5"	3/8"	34	Beveled	Semi-Gloss	Yes	8
	Traditions Engineered	Red Oak	Brandy	HE2064OK30	3"	3/8"	29.5	Beveled	Semi-Gloss	Yes	8
	Traditions Engineered	Red Oak	Brandy	HE2064OK50	5"	3/8"	34	Beveled	Semi-Gloss	Yes	8
	Traditions Engineered	Red Oak	Chestnut	HE2065OK30	3"	3/8"	29.5	Beveled	Semi-Gloss	Yes	8
	Traditions Engineered	Red Oak	Chestnut	HE2065OK50	5"	3/8"	34	Beveled	Semi-Gloss	Yes	8
	Traditions Engineered	Red Oak	Mink	HE2066OK30	3"	3/8"	29.5	Beveled	Semi-Gloss	Yes	8
	Traditions Engineered	Red Oak	Mink	HE2066OK50	5"	3/8"	34	Beveled	Semi-Gloss	Yes	8
	Traditions Engineered	*Vintage Hickory	Natural	HE2081HK50	5"	3/8"	34	Beveled	Semi-Gloss	No	8
	Traditions Engineered	*Vintage Hickory	Honeytone	HE2082HK50	5"	3/8"	34	Beveled	Semi-Gloss	No	8
	Traditions Engineered	*Vintage Hickory	Dark Sunset	HE2083HK50	5"	3/8"	34	Beveled	Semi-Gloss	No	8
	Traditions Engineered	*Rustic Pecan	Classic	HE2084	5"	3/8"	34	Beveled	Semi-Gloss	No	8
	Traditions Engineered	*Rustic Pecan	Golden	HE2085	5"	3/8"	34	Beveled	Semi-Gloss	No	8
	Traditions Engineered	*Rustic Pecan	Mustang	HE2086	5"	3/8"	34	Beveled	Semi-Gloss	No	8
	Traditions Engineered	*Vintage Maple	Natural	HE2091MP30	3"	3/8"	29.5	Beveled	Semi-Gloss	No	8
	Traditions Engineered	*Vintage Maple	Natural	HE2091MP50	5"	3/8"	34	Beveled	Semi-Gloss	No	8

PRODUCT DETAILS (continued)

Swatch	Collection	Species	Color	Item	Width	Thickness	Sq. Feet Per Carton	Side & End Treatment	Gloss	Radiant Heat?	Catalog Page
	Traditions Engineered	*Vintage Maple	Suede	HE2092MP50	5"	3/8"	34	Beveled	Semi-Gloss	No	8
	Traditions Engineered	American Cherry	Sagebrush	HE2102AC50	5"	3/8"	34	Beveled	Semi-Gloss	Yes	8
	Trailhouse	Hickory	Rawhide	HE2301HK50	5"	3/8"	34	Sculpted Bevels	Matte	No	10
	Trailhouse	Hickory	Rawhide	HE2301HKMW	Mixed	3/8"	38	Sculpted Bevels	Matte	No	10
	Trailhouse	Hickory	Golden Palomino	HE2302HK50	5"	3/8"	34	Sculpted Bevels	Matte	No	10
	Trailhouse	Hickory	Golden Palomino	HE2302HKMW	Mixed	3/8"	38	Sculpted Bevels	Matte	No	10
	Trailhouse	Hickory	Bridle	HE2303HK50	5"	3/8"	34	Sculpted Bevels	Matte	No	10
	Trailhouse	Hickory	Bridle	HE2303HKMW	Mixed	3/8"	38	Sculpted Bevels	Matte	No	10
	Trailhouse	Hickory	Dark Canyon	HE2304HK50	5"	3/8"	34	Sculpted Bevels	Matte	No	10
	Trailhouse	Hickory	Dark Canyon	HE2304HKMW	Mixed	3/8"	38	Sculpted Bevels	Matte	No	10
	Trailhouse	Hickory	Sterling Grey	HE2305	5"	3/8"	34	Sculpted Bevels	Matte	No	10
	Highlands	Hickory	Saddle	HE2350	Mixed	3/8"	38	Hand-Sculpted	Ultra Low	No	12-13
	Highlands	Hickory	Bronzed Sienna	HE2351	Mixed	3/8"	38	Hand-Sculpted	Ultra Low	No	12-13
	Highlands	Hickory	Umber	HE2352	Mixed	3/8"	38	Hand-Sculpted	Ultra Low	No	12-13
	Highlands	Maple	Saddle	HE2360	Mixed	3/8"	38	Hand-Sculpted	Ultra Low	No	12-13
	Highlands	Maple	Bronzed Sienna	HE2361	Mixed	3/8"	38	Hand-Sculpted	Ultra Low	No	14-15
	Highlands	Maple	Umber	HE2362	Mixed	3/8"	38	Hand-Sculpted	Ultra Low	No	14-15
	Aspen	*Vintage Hickory	Roaring Fork	HE2331	5"	3/8"	34	Micro-Beveled	Ultra Low	No	14-15
	Aspen	*Vintage Hickory	Silverdale	HE2330	5"	3/8"	34	Micro-Beveled	Ultra Low	No	14-15
	Aspen	*Vintage Maple	Snow Cap	HE2332	5"	3/8"	34	Micro-Beveled	Ultra Low	No	14-15
	Aspen	Walnut	Alpine	HE2333	5"	3/8"	34	Micro-Beveled	Ultra Low	Yes	14-15

 Sunlight exposure and artificial lighting will alter the appearance of all wood floors over time. Domestic Exotics (American Cherry and Walnut) are typically prone to change color/tones more rapidly than other species.

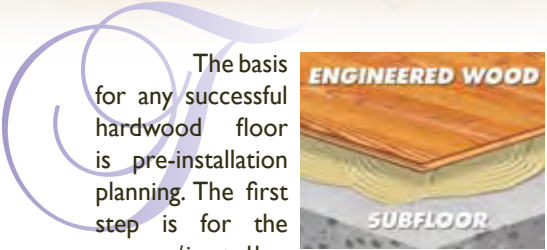
*Vintage products may contain naturally occurring light and dark wood color plus grain variations.

All Engineered wood products have a one-time sand and refinish warranty. All Engineered items can be 'screened and recoated' due to excessive wear or 'sanded and refinished' due to damage to a large area if required by a professional refinisher. Sanding will alter distressed or scraped surface appearance. Color will remain on beveled edges.

All items listed in the product specification page (with the exception of Harris ONE) carry a lifetime residential finish and structural warranty. Harris ONE carries a 25 year finish warranty and a lifetime structural warranty.



PRE-INSTALLATION
PLANNING



The basis for any successful hardwood floor is pre-installation planning. The first step is for the owner/installer to determine if the job site subfloor and job site conditions are environmentally and structurally acceptable for wood floor installation. The owner/installer has several responsibilities to address with each and every job:

- Hardwood floors are designed to perform in an environmentally

controlled structure. The building must be fully enclosed, including installation of exterior windows and doors.

- All wet trades (drywall, painting, etc.) must be completed, and Heating/Cooling systems must be fully operational at least 14 days prior to installation, maintaining a minimum temperature of 60 degrees.
- During and after installation, a temperature of 60-80 degrees and relative humidity between 35-55% should be maintained year round for successful performance.
- Basements and crawl spaces must be

dry and well ventilated, and gutters, downspouts and grading should direct drainage away from the foundation.

- When flooring is installed on a concrete slab, moisture testing is recommended, and documentation should be kept. See the product installation sheet for concrete test methods and maximum readings.
- Wood subfloors should also be moisture tested. In general, wood or plywood subfloors should not exceed 14% moisture content or 4% moisture content difference between wood

flooring and subfloor. Check with your local distributor for your geographical variances.

- All subfloors (wood or concrete) must be flat, firm, structurally sound, clean and dry. The subfloor should be flat to 3/16" per 8' span. Failure to properly flatten the subfloor can lead to issues such as squeaking, gapping, loose boards, hollow spots, etc.

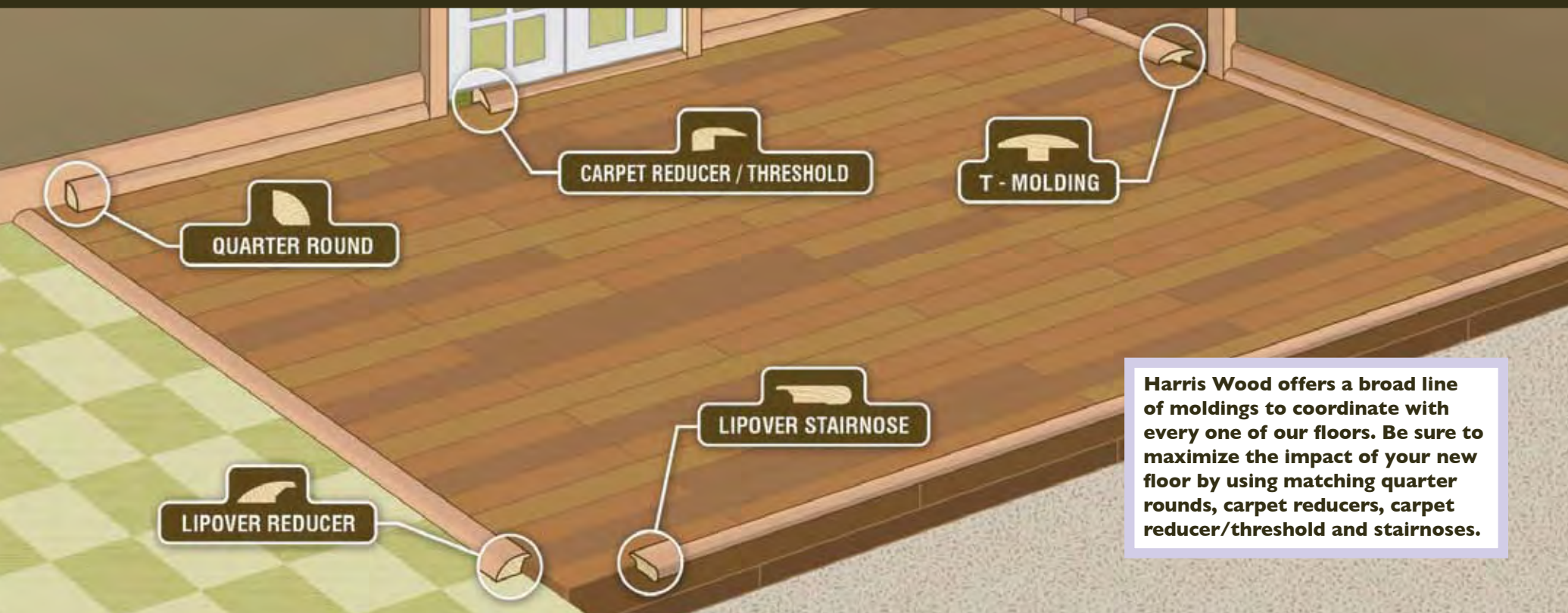
Always inspect the product prior to installation for color, grade, and visible defects. Warranties do not cover such issues after installation.

SUGGESTED TOOLS & MATERIALS

- ▶ 6 mil polyethylene film (MoistureBarricade #70-115)
- ▶ Foam underlayment (Serenity Foam #70-010)
- ▶ Measuring tape (Roberts #10-140)
- ▶ Square
- ▶ Chalk line (QEP Chalk Reel #10-303S)
- ▶ Pencil
- ▶ Safety glasses
- ▶ Wood chisel
- ▶ Circular or rip saw
- ▶ Manual flooring cutter (Roberts #10-60, 10-64 or 10-66)
- ▶ Jamb saw (Roberts #10-55)
- ▶ Tapping block (Roberts #10-17-8)
- ▶ Pull bar (Roberts #10-18-8)
- ▶ Wood or plastic spacers (Roberts #10-27)
- ▶ Tongue & groove adhesive (Roberts #1406) or high quality carpenters glue

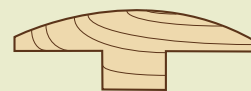
MOLDINGS

– THE FINISHING TOUCH



Harris Wood offers a broad line of moldings to coordinate with every one of our floors. Be sure to maximize the impact of your new floor by using matching quarter rounds, carpet reducers, carpet reducer/threshold and stairnoses.

T-MOLDING



Bridges the gap between two level surfaces.

QUARTER ROUND



Covers expansion space at the base of walls or other vertical surfaces.

FLUSHMOUNT STAIRNOSE



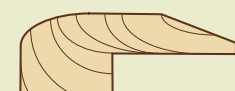
Completes change from wood flooring to a top stair step or landing. *Not recommended for use as stair treads.*

FLUSHMOUNT REDUCER



Transitions from floor to a lower hard surface floor.

CARPET REDUCER/ THRESHOLD



Transitions from wood floor to carpet. Also finishes expansion space at sliding glass doors, stairs or hearths.

LIPOVER STAIRNOSE*



Completes change from wood flooring to a top stair step or landing. *Not recommended for use as stair treads.*

LIPOVER REDUCER*



Transitions from floor to a lower hard surface floor.

CARE

& MAINTENANCE

Use throw rugs inside and outside of entry ways to prevent dirt and grit from scratching your finish.

DAY-TO-DAY MAINTENANCE

With today's finishes, maintenance of your Harris Wood floor could not be easier. Day-to-day maintenance consists of regular sweeping or vacuuming to collect dirt and grit that can dull your finish, along with periodic use of a recommended no-wax hardwood floor cleaner. Be certain that the wheels of the vacuum are clean and do not damage the finish. A vacuum with a beater bar head should never be used.

PREVENTIVE MAINTENANCE

Aside from those mentioned above, we have put together 9 other suggestions to minimize wear and tear and keep your floor looking new for years to come.

1. Do not use liquid or paste wax, oil soaps, or any other cleaners that contain silicon, lemon oil, tung oil, acrylics or ammonia. Furthermore, avoid "home recipes" found on the internet or other sources. These products and techniques can cause your floors to become slippery, or cloud and

dull the finish. Use of these and similar products

can harm the performance of your floor and may also affect its re-coat ability.

2. Use throw rugs inside and outside of entry ways to prevent dirt and grit from

being tracked in and scratching your finish.

3. Wood and Water don't mix! Never damp-mop your floor. Clean up spills promptly with a soft cloth and a recommended cleaning product.

4. Place felt-type protectors on the bottom of all furniture legs.

5. Never walk on your hardwood floors in high heels, cleats, or other sports shoes, as this type of impact will dent your floor surface.

6. Keep pet's nails trimmed and clean of dirt and debris.

7. Avoid sliding or rolling heavy furniture or appliances across your floor. Whenever possible, lift the item to be moved. If it must be rolled, protect the floor with plywood or other hard sheeting to prevent dents.

8. Use a humidifier/dehumidifier to maintain a consistent year round climate, keeping wood shrinkage and movement to a minimum.

9. If possible, we recommend that you rearrange rugs and furniture periodically to ensure that flooring ages evenly. The exposure of sun and UV rays accelerates the oxidation and aging of wood. This can cause the wood and/or stain to change color and/or fade over time. Warranties do not cover damage from the sun and UV rays.

WOOD FLOORS.

NATURALLY.

Harris Wood floors are one of the most environmentally sound flooring options available today. Our floors are manufactured from carefully selected domestic species, which are harvested from well managed forests, ensuring continuous environmental compliance and improvement.

Durable, hypo-allergenic, and biodegradable, the ecological benefits of real wood floors are undeniable – a renewable resource providing floors that can be refinished and preserved for generations.



Harris Wood's commitment to the environment is not only reflected in our finished products, but in our production practices as well. 100% of the trees are used, either in our floors or to fuel our factories. Harris Wood itself is minutes from the great Smoky Mountains, which is why the preservation of our environment is a cause that hits close to home for us, our associates and families. By sourcing all of our domestic species from forests within 500 miles of our plant, we successfully reduce gas emissions. The finished flooring does not contain VOCs or formaldehyde. There are no toxic wastes generated

during production. Even the packaging that Harris Wood's flooring comes in is produced from recycled material.

Our facilities care for the environment as much as you do – this is why our corporate offices participate in recycling programs and use reusable supplies to help reduce unnecessary waste. Our guiding principles are to promote environmental responsibility in every aspect of our company. These values are carried throughout our company as we continue to reduce our energy use, and expand our operations utilizing previously developed sites, in order to preserve and reduce the impact on our environment.

We actively participate with governing agencies and organizations to establish the highest standards for environmentally friendly products. We are proudly certified by the International Forest Stewardship Council to utilize FSC certified wood. And, all Harris Wood floors are HPVA (TPC-8) Certified CARB Phase2 ULEF Adhesives compliant, meeting the strictest U.S. guidelines for formaldehyde emissions.

In order to offer the most ecologically responsible end results, we are continuously seeking improvement in our product development.



Now With the Advanced FinishLoc® Finish System Kids Can Be Kids!

- *Resists scuffs*
- *Repels stains*
- *Maintains gloss*



Attempt to remove permanent marker with an all-purpose anti-bacterial cleaner:

*With
Standard Aluminum
Oxide Finish*



*With
FINISHLOC®*



FINISHLOC® prevents ink from permanently staining floor.

Scouring pad was brushed repeatedly across both flooring planks:

*With
Standard Aluminum
Oxide Finish*



*With
FINISHLOC™*



FINISHLOC® prevents premature finish wear.



For more information go to **harriswoodfloors.com** or call **800.842.7816**

Harris Wood | 2225 Eddie Williams Road | Johnson City, TN 37601



LS6686
HI913_7787